



# GRIT


GRÈS PORCELAINIQUE TECHNIQUE  
TECHNICAL PORCELAIN STONEWARE

## COULEURS / COLORS




TDÉ 02/20 Beige TDÉ 03/20 Noir

## PIÈCES SPECIALES / FITTINGS



Marche 330x590 mm  
Grit Noir TDÉ RCA 03/20 P37



Contre Marche 160.7x590 mm  
Grit Noir TDÉ RC 03/20 P38



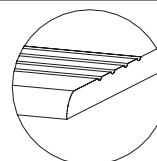
PLINTHE 82x590 mm  
Grit Noir TDÉ RCA 03/20 P34



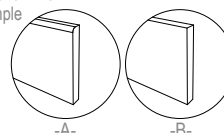
PLINTHE 82x600 mm  
Grit Noir TDÉ CA 03/20 P13

## DÉTAILS /DETAILS

Marche:  
-Bord Arrondi R=3mm  
-Nez Antidérapant




Plinthe:  
-A- Bord Arrondi R=3mm  
-B- Bord Simple




## FORMATS / SIZES




TDÉ 03/20 P3  
Grit Noir 600x600 mm



TDÉ R 03/20 P31  
Grit Noir 590x590 mm

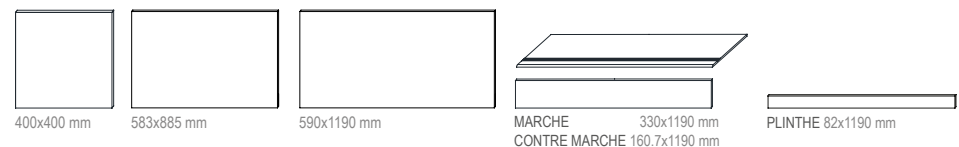


TDÉ CR 03/20 P32  
Grit Noir 290x590 mm



TDÉ CR 03/20 P33  
Grit Noir 290x290 mm

## AUTRES FORMATS / OTHER SIZES



**Note :** Formats (600x1200 mm); (600x900 mm) selon demande. / Voir page 18 pour plus de details.  
**Note :** Sizes (600x1200 mm); (600x900 mm) per request. / See page18 for more details.

## EMBALLAGE / PACKAGING

Format / Size (mm)	Épaisseur / Thickness (mm)	PC/Cart / Pcs/Box	M2/Car / Sqm/Box(m <sup>2</sup> ) ML/Car / LM/Box (m)	Poids/Carton / Weight/Box (Kg)	Carton/Pal / Box/Pal	M2/Pal / Sqm/Pal(m <sup>2</sup> ) ML/Pal / LM/Pal (m)	Poids Brut/Pal/Weight/Pal (Kg)
600 x 600	10,40	04	1,44 m <sup>2</sup>	33,70	36	51,84 m <sup>2</sup>	1229,3 ±5
590 x 590	10,40	04	1,39 m <sup>2</sup>	32,62	36	50,13 m <sup>2</sup>	1190,4 ±5
583 x 583	10,40	04	1,36 m <sup>2</sup>	31,20	36	48,96 m <sup>2</sup>	1140 ±5
290 x 590	10,40	06	1,03 m <sup>2</sup>	24,13	48	49,28 m <sup>2</sup>	1174.3 ±5
288 x 583	10,40	06	1,01 m <sup>2</sup>	23,20	48	48,36 m <sup>2</sup>	1139 ±5
290 x 290	10,40	12	1,01 m <sup>2</sup>	23,16	51	51,47 m <sup>2</sup>	1205 ±5
288 x 288	10,40	12	1,00 m <sup>2</sup>	23,00	51	50,77 m <sup>2</sup>	1192 ±5
82 x 590	10,40	12	7,08 m	13,18	70	495,60 m	942 ±5
82 x 583	10,40	12	7,00 m	12,40	70	489,72 m	890±5
82 x 600	10,40	12	7,20 m	13,40	70	504,00 m	958 ±5

